

Designer Colour

Features:

- Primary colour generation - no filtration required
- Highly efficient - fewer fixtures required
- Operate on standard ballasts
- Compact size - good optical control

Applications:

Theme parks
Architectural lighting
Building facades

Enclosed Rated Double Ended (RSC-RX7s)

UVShield™

UNI-FORM®
ARC TUBE TECHNOLOGY

Watts	Description	Lamp No.	Colour	Op. Pos.	Fig.	Case Qty
70	MH-DE 70W/UVS/BDX	00177	Blue	HOR±45°	A	25
70	MH-DE 70W/UVS/GDX	00178	Green	HOR±45°	A	25
70	MH-DE 70W/UVS/PDX	00179	Pink	HOR±45°	A	25
70	MH-DE 70W/UVS/MDX	00180	Magenta	HOR±45°	A	25
150	MH-DE 150W/UVS/BDX	33496	Blue	HOR±45°	B	25
150	MH-DE 150W/UVS/GDX	33851	Green	HOR±45°	B	25
150	MH-DE 150W/UVS/PDX	00181	Pink	HOR±45°	B	25
150	MH-DE 150W/UVS/MDX	00182	Magenta	HOR±45°	B	25

Enclosed Rated Single Ended (G12/BiPin)

UVShield™

UNI-FORM®
ARC TUBE TECHNOLOGY

Watts	Description	Lamp No.	Colour	Op. Pos.	Fig.	Case Qty
70	HIT 70W/G12/UVS/BDX	00183	Blue	U	C	25
70	HIT 70W/G12/UVS/GDX	00184	Green	U	C	25
70	HIT 70W/G12/UVS/PDX	00185	Pink	U	C	25
70	HIT 70W/G12/UVS/MDX	00186	Magenta	U	C	25
150	HIT 150W/G12/UVS/BDX	84684	Blue	U	C	25
150	HIT 150W/G12/UVS/GDX	26786	Green	U	C	25
150	HIT 150W/G12/UVS/PDX	00187	Pink	U	C	25
150	HIT 150W/G12/UVS/MDX	00188	Magenta	U	C	25

Enclosed Rated Single Ended (E27)

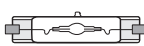
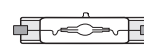


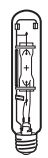

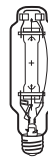
UNI-FORM®
ARC TUBE TECHNOLOGY

Watts	Description	Lamp No.	Colour	Op. Pos.	Fig.	Case Qty
150	HIE 150W/U/LU/BDX	33051	Blue	U	D	12
150	HIE 150W/U/LU/GDX	33520	Green	U	D	12
150	HIE 150W/U/LU/PDX	00189	Pink	U	D	12
150	HIE 150W/U/LU/MDX	00190	Magenta	U	D	12

Enclosed Rated Single Ended Tubular (E40)

Watts	Description	Lamp No.	Colour	Op. Pos.	Fig.	Case Qty
250	HIT 250W/U/LU/BDX	00163	Blue	U	E	12
250	HIT 250W/U/LU/GDX	00164	Green	U	E	12
250	HIT 250W/U/LU/PDX	00191	Pink	U	E	12
250	HIT 250W/U/LU/MDX	00192	Magenta	U	E	12
400	HIT 400W/U/EURO/BDX	88342	Blue	U	F	12
400	HIT 400W/U/EURO/GDX	64390	Green	U	F	12
400	HIT 400W/U/EURO/PDX	97354	Pink	U	F	12
400	HIT 400W/U/EURO/MDX	00242	Magenta	U	F	12
400	HIT 400W/U/LU/BDX	00239	Blue	U	F	12
400	HIT 400W/U/LU/GDX	00240	Green	U	F	12
400	HIT 400W/U/LU/PDX	00241	Pink	U	F	12
400	HIT 400W/U/LU/MDX	00194	Magenta	U	F	12
1000	HIT 1000W/U/LU/BDX	00195	Blue	U	G	6
1000	HIT 1000W/U/LU/GDX	00196	Green	U	G	6

Some lamp descriptions include the 3 digit International Ra/CCT Code

						
A MH-E	B MH-DE	C G12	D E54	E T46	F T46	G T76
Contact to Contact= 114.2mm Base = RSC (RX7s)	Contact to Contact= 132mm Base = RSC (RX7s)	Dia. = 23mm MOL = 110mm LCL = 56mm Base = G12	Dia. = 54mm MOL = 141mm LCL = 89mm Base = E27	Dia. = 46mm MOL = 225mm LCL = 146mm Base = E40	Dia. = 46mm MOL = 285mm LCL = 175mm Base = E40	Dia. = 76mm MOL = 340mm LCL = 220mm Base = E40